



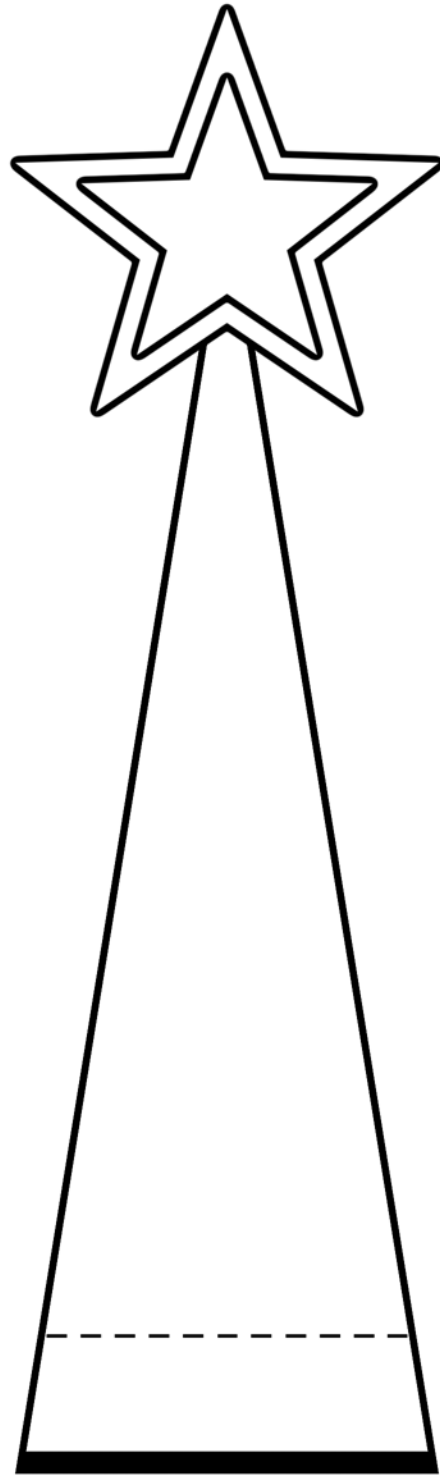
3-D Manger Scene

Print off both of the following pages on cardstock. Color and then cut out the pictures. Fold the stable on the dotted line and glue along the bottom to another piece of paper. Fold the bottom flap of the star and the figures and glue the same way on the page to create a 3-D scene.









*Note: you may want to mount this image on a craft stick in order to keep it upright.